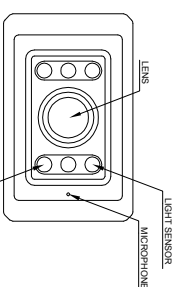
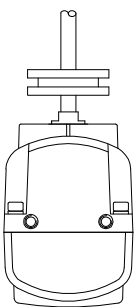
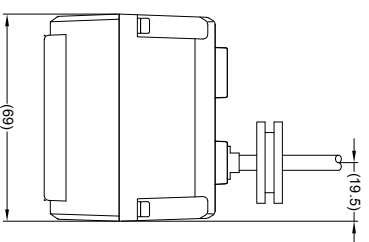
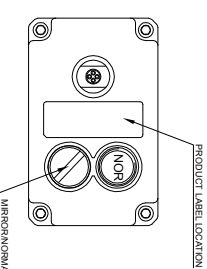
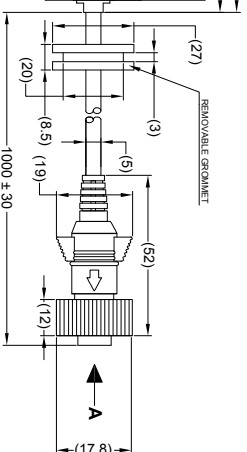
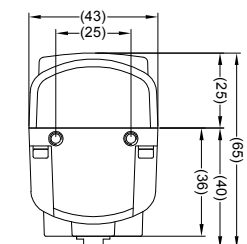


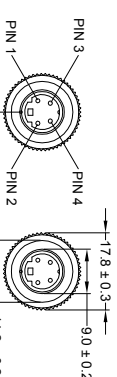
Revision Notes			
R1 - PART NUMBER CORRECTED, PRODUCT LABEL ADDED, FRAME UPDATED.			
APA: 1CF40	Drawn/RBATES	Checked/ds.chludis	Approved:G.P.LITH Date: 31/05/13
R2 - VIEW A MATING FACE AND PINOUT DETAILS UPDATED AS PER ECR CR-A204.			
APA: 1CF40	Drawn: RBATES	Checked: A.FEDERIGHI	Approved: G.P.LITH Date: 02/04/14



3 X HIGH POWER INFRARED LED



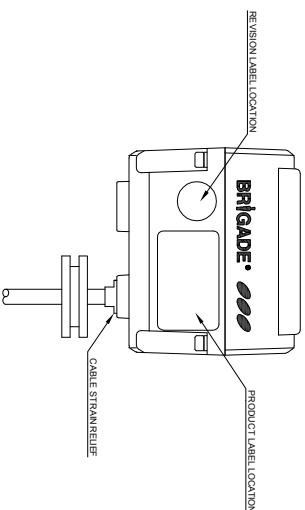
VIEW A



4 PIN MINI DIN MALE MATING FACE



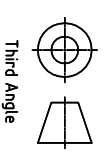
PIN #	WIRE COLOUR	DESCRIPTION
1	YELLOW	VIDEO
2	RED	+12V
3	BLUE	N.C
4	WHITE	AUDIO
5	BLACK/SHIELD	GND



- NOTES:
1. REFER TO "PRODUCT SPECIFICATION" FOR MORE DETAILS.
 2. REFER TO COMPONENT DRAWINGS FOR COMPONENT DETAILS.
 3. ENSURE SELF AMALGAMATING TAPE IS USED DURING INSTALLATION.
 4. FOR PRODUCT LABEL REFER TO LATEST REVISION OF DRAWING: BE-001236-XX-10
 5. ANY CUSTOMER MODIFICATION OF THIS PRODUCT CAUSING SUBSEQUENT FAILURE IS NOT A LIABILITY OF BRIGADE ELECTRONICS PLC.

PROPRIETARY NOTICE

THIS DESIGN AND TECHNICAL INFORMATION APPEARING ON THIS DRAWING IS THE PROPERTY OF BRIGADE ELECTRONICS, AND IS DISCLOSED IN CONFIDENCE. IT IS NOT TO BE COPIED, REPRODUCED, REVEALED TO OR EXPLOITED BY OTHERS, EITHER IN WHOLE OR IN PART WITHOUT THE EXPRESS WRITTEN CONSENT OF BRIGADE ELECTRONICS.



Assembly PI Approval	Approved by	Checked by	Drawn by
	Units	Scale	Released
Angle of Projection	mm	N/A	11/10/10
Third Angle	Status	Released	BE-801C-C
	RELEASED		
	Part No		BE-001285-02-10